

12-4-2009

Ex. 280-US-413

Roger Smith
Oregon Department of Fish and Wildlife

William Tinniswood
Oregon Department of Fish and Wildlife

Terry Smith
United States Forestry Service, Winema National Forest

Follow this and additional works at: <https://digitalcommons.law.uidaho.edu/klamath>

Recommended Citation

Smith, Roger; Tinniswood, William; and Smith, Terry, "Ex. 280-US-413" (2009). *In re Klamath River (Klamath Tribe)*. 145.
<https://digitalcommons.law.uidaho.edu/klamath/145>

This Expert Report is brought to you for free and open access by the Hedden-Nicely at Digital Commons @ UIdaho Law. It has been accepted for inclusion in In re Klamath River (Klamath Tribe) by an authorized administrator of Digital Commons @ UIdaho Law. For more information, please contact annablaine@uidaho.edu.

Sprague R mainstem and tribs - Non-Anadromous Species

Timing Unit ID: 10444

Life Stage/Activity/Species	Jan	Feb	Mar	Apr	May	Jun	Jul	Aug	Sep	Oct	Nov	Dec	Comments
Adult Fluvial or Adfluvial Migration													
Shortnose Sucker													
Lost River Sucker													
Redband (resident)													
Redband (migratory)													
Brown Trout													
Adult Spawning													
Shortnose Sucker													
Lost River Sucker													
Redband (resident)													
Redband (migratory)													
Brown Trout													
Adult/Sub-Adult Rearing													
Shortnose Sucker													
Lost River Sucker													
Redband (resident)													
Redband (migratory)													
Brown Trout													
Egg Incubation through Fry Emergence													
Shortnose Sucker													
Lost River Sucker													
Redband (resident)													
Redband (migratory)													
Brown Trout													
Juvenile Rearing													
Shortnose Sucker													
Lost River Sucker													
Redband (resident)													
Redband (migratory)													
Brown Trout													
Juvenile/Sub-Adult Migration													
Shortnose Sucker													
Lost River Sucker													
Redband (resident)													
Redband (migratory)													
Brown Trout													

Represents periods of peak use based on professional opinion.

Represents lesser level of use based on professional opinion.

Represents periods of presence, either with no level of use OR uniformly distributed level of use indicated

Peak and lesser use time periods were designated during data compilation, but no percentages were assigned to the different levels of use, therefore a 90 / 10 split was assumed as it was the most common ratio used by data providers.

90% of the life-stage activity occurs during the time frame shown as the peak use period.

10% of the life-stage activity occurs during the time frame shown as the lesser use period.

This document was created on 12/2/2003.

Input to this data was contributed by

Roger Smith, ODFW

William Tinniswood, ODFW

Terry Smith, USFS

NF Sprague, lower up to RM 12 - Non-Anadromous Species

Timing Unit ID: 10435

Life Stage/Activity/Species	Jan	Feb	Mar	Apr	May	Jun	Jul	Aug	Sep	Oct	Nov	Dec	Comments
Adult Fluvial or Adfluvial Migration													
Redband (resident)													
Brown Trout													
Adult Spawning													
Redband (resident)													
Brown Trout													
Adult/Sub-Adult Rearing													
Redband (resident)													
Brown Trout													
Egg Incubation through Fry Emergence													
Redband (resident)													
Brown Trout													
Juvenile Rearing													
Redband (resident)													
Brown Trout													
Juvenile/Sub-Adult Migration													
Redband (resident)													
Brown Trout													

Represents periods of peak use based on professional opinion.

Represents lesser level of use based on professional opinion.

Represents periods of presence, either with no level of use OR uniformly distributed level of use indicated

Peak and lesser use time periods were designated during data compilation, but no percentages were assigned to the different levels of use, therefore a 90 / 10 split was assumed as it was the most common ratio used by data providers.

90% of the life-stage activity occurs during the time frame shown as the peak use period.

10% of the life-stage activity occurs during the time frame shown as the lesser use period.

This document was created on 12/2/2003.

Input to this data was contributed by

Roger Smith, ODFW




William Tinniswood, ODFW

Terry Smith, USFS

NF Sprague, upper above RM 12 and tribs - Non-Anadromous Species

Timing Unit ID: 10436

Life Stage/Activity/Species	Jan	Feb	Mar	Apr	May	Jun	Jul	Aug	Sep	Oct	Nov	Dec	Comments
Adult Fluvial or Adfluvial Migration													
Redband (resident)													C2
Bull Trout													
Brown Trout													
Brook Trout													
Adult Spawning													
Redband (resident)													C2
Bull Trout													
Brown Trout													
Brook Trout													
Adult/Sub-Adult Rearing													
Redband (resident)													C1
Bull Trout													
Brown Trout													
Brook Trout													
Egg Incubation through Fry Emergence													
Redband (resident)													C3
Bull Trout													
Brown Trout													
Brook Trout													
Juvenile Rearing													
Redband (resident)													C1
Bull Trout													
Brown Trout													
Brook Trout													
Juvenile/Sub-Adult Migration													
Redband (resident)													C3
Bull Trout													
Brown Trout													
Brook Trout													

 Represents periods of peak use based on professional opinion.
 Represents lesser level of use based on professional opinion.
 Represents periods of presence, either with no level of use OR uniformly distributed level of use indicated

Peak and lesser use time periods were designated during data compilation, but no percentages were assigned to the different levels of use, therefore a 90 / 10 split was assumed as it was the most common ratio used by data providers.

- 90% of the life-stage activity occurs during the time frame shown as the peak use period.
- 10% of the life-stage activity occurs during the time frame shown as the lesser use period.

Comments

- C1 - Likely present in very low numbers
- C2 - Likely present in very low numbers
- C3 - Likely present in very low numbers

This document was created on 12/2/2003.

Input to this data was contributed by
 Roger Smith, ODFW
 William Tinniswood, ODFW
 Terry Smith, USFS

Deming Cr - Non-Anadromous Species

Timing Unit ID: 10409

Life Stage/Activity/Species	Jan	Feb	Mar	Apr	May	Jun	Jul	Aug	Sep	Oct	Nov	Dec	Comments
Adult Fluvial or Adfluvial Migration													
Redband (resident)													
Bull Trout													
Adult Spawning													
Redband (resident)													
Bull Trout													
Adult/Sub-Adult Rearing													
Redband (resident)													
Bull Trout													
Egg Incubation through Fry Emergence													
Redband (resident)													
Bull Trout													C1
Juvenile Rearing													
Redband (resident)													
Bull Trout													
Juvenile/Sub-Adult Migration													
Redband (resident)													
Bull Trout													

Represents periods of peak use based on professional opinion.

Represents lesser level of use based on professional opinion.

Represents periods of presence, either with no level of use OR uniformly distributed level of use indicated

Peak and lesser use time periods were designated during data compilation, but no percentages were assigned to the different levels of use, therefore a 90 / 10 split was assumed as it was the most common ratio used by data providers.

90% of the life-stage activity occurs during the time frame shown as the peak use period.

10% of the life-stage activity occurs during the time frame shown as the lesser use period.

Comments

C1 - Includes fry rearing; embryonic development slow through winter months because of colder temperatures

This document was created on 12/2/2003.

Input to this data was contributed by

Roger Smith, ODFW

William Tinniswood, ODFW

Terry Smith, USFS

Fivemile and Meryl Cr - Non-Anadromous Species

Timing Unit ID: 10414

Life Stage/Activity/Species	Jan	Feb	Mar	Apr	May	Jun	Jul	Aug	Sep	Oct	Nov	Dec	Comments
Adult Fluvial or Adfluvial Migration													
Redband (resident)													
Brown Trout													
Adult Spawning													
Redband (resident)													
Brown Trout													
Adult/Sub-Adult Rearing													
Redband (resident)													
Brown Trout													
Egg Incubation through Fry Emergence													
Redband (resident)													
Brown Trout													
Juvenile Rearing													
Redband (resident)													
Brown Trout													
Juvenile/Sub-Adult Migration													
Redband (resident)													
Brown Trout													

Represents periods of peak use based on professional opinion.

Represents lesser level of use based on professional opinion.

Represents periods of presence, either with no level of use OR uniformly distributed level of use indicated

Peak and lesser use time periods were designated during data compilation, but no percentages were assigned to the different levels of use, therefore a 90 / 10 split was assumed as it was the most common ratio used by data providers.

90% of the life-stage activity occurs during the time frame shown as the peak use period.

10% of the life-stage activity occurs during the time frame shown as the lesser use period.

This document was created on 12/2/2003.

Input to this data was contributed by

Roger Smith, ODFW

William Tinniswood, ODFW

Terry Smith, USFS

SF Sprague, lower up to RM 10 - Non-Anadromous Species

Timing Unit ID: 10442

Life Stage/Activity/Species	Jan	Feb	Mar	Apr	May	Jun	Jul	Aug	Sep	Oct	Nov	Dec	Comments
Adult Fluvial or Adfluvial Migration													
Redband (migratory)													
Brown Trout													
Adult Spawning													
Redband (migratory)													
Brown Trout													
Adult/Sub-Adult Rearing													
Redband (migratory)													
Brown Trout													
Egg Incubation through Fry Emergence													
Redband (migratory)													
Brown Trout													
Juvenile Rearing													
Redband (migratory)													
Brown Trout													
Juvenile/Sub-Adult Migration													
Redband (migratory)													
Brown Trout													

Represents periods of peak use based on professional opinion.

Represents lesser level of use based on professional opinion.

Represents periods of presence, either with no level of use OR uniformly distributed level of use indicated

Peak and lesser use time periods were designated during data compilation, but no percentages were assigned to the different levels of use, therefore a 90 / 10 split was assumed as it was the most common ratio used by data providers.

90% of the life-stage activity occurs during the time frame shown as the peak use period.

10% of the life-stage activity occurs during the time frame shown as the lesser use period.

This document was created on 12/2/2003.

Input to this data was contributed by

Roger Smith, ODFW

William Tinniswood, ODFW

Terry Smith, USFS